



**NEW ZEALAND**  
INTERNET EXCHANGE INC

# NZIX AGM

2020

A **NOT-FOR-PROFIT** SOCIETY  
OFFERING CARRIER-NEUTRAL  
**PEERING POINTS** ACROSS  
NEW ZEALAND

# Agenda

- Meeting Open & Chair's Report, Chris Browning
- Technical Report, Chris Browning
- Treasurer's Report, Dave Mill
- Secretary's Report, Nathan Brookfield
- Election of Committee positions, Nathan Brookfield
- Other Business, Chris Browning
- Meeting Close, Chris Browning
- Open discussion on IX, hosted by the NZIX Committee

The background of the slide is a photograph of a server room, showing rows of server racks with various cables and components. Overlaid on this image is a network diagram consisting of numerous grey dots of varying sizes connected by thin, light-grey lines, creating a complex web-like pattern across the top and middle of the slide. The entire image has a semi-transparent purple overlay.

# Meeting Open & Chair's Report

Chris Browning



# Welcome

- Welcome
- Meeting procedures
- Health and Safety
- Toilets
- Proxies
- Previous minutes

# Chair's Report

- RWC – 100G upgrade
- NZNOG sponsorship
- CHC-IX launch
- New works in the wings
  - WLG-IX
  - Another AKL POP
- Chorus extended reach
- IAA Staff Changes
- New IAA service contract
- Phone system and tickets update



# Technical Report

Chris Browning



# Technical Report

- AKL-IX
  - 3 Physical POPs with 100G redundant paths in triangle
  - 82 unique peers
  - Aggregate peak in excess of 178.4Gbit/s on 16th April 2020
  - Average nightly aggregate around 130Gbit/s
  - 66,908 IPv4 Routes
  - 34,033 IPv6 Routes
- CHC-IX
  - 2 Physical POPs with 10G single fibre path
  - 7 unique peers
  - Average nightly aggregate around 400Mbit/s
  - 969 IPv4 Routes
  - 112 IPv6 Routes

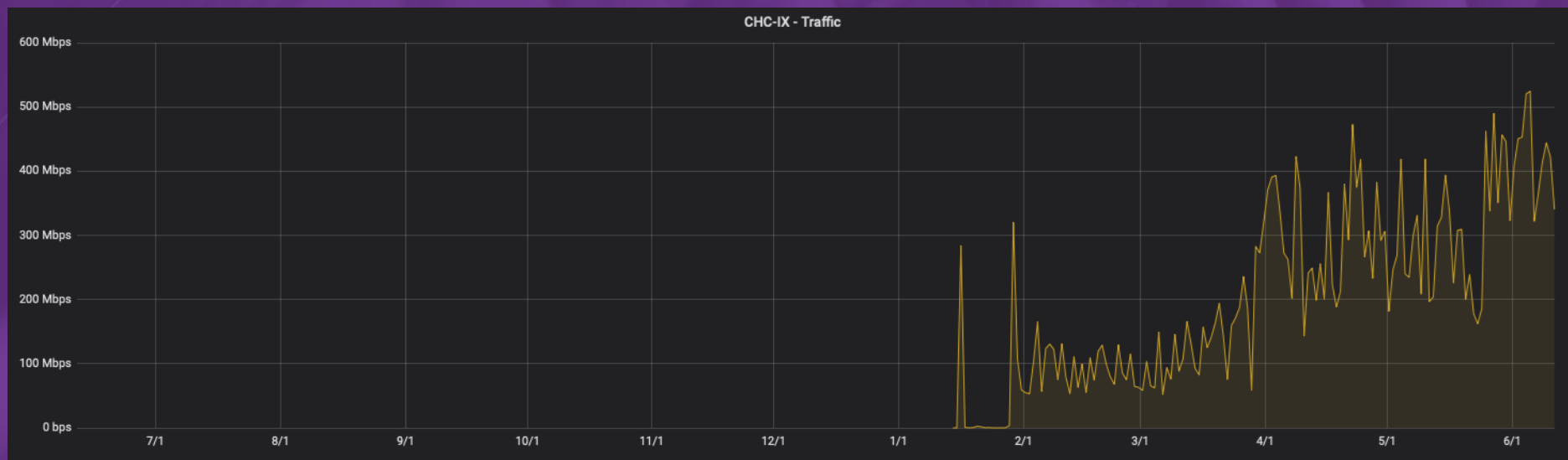
# Technical Report

AKL-IX	2017	2018	2019	2020
Peers	64	70	77	90
Traffic Peak	20Gbit/s	60Gbit/s	98Gbit/s	178Gbit/s
IPv4 Routes	8,000	10,000	51,000	67,000
IPv6 Routes	700	1,800	24,000	35,000

CHC-IX	2020
Peers	7
Traffic Peak	550Mbit/s
IPv4 Routes	1,000
IPv6 Routes	100



# Technical Report



The background of the slide is a photograph of a server room, showing rows of server racks with various cables and components. Overlaid on this image is a network diagram consisting of numerous grey dots of varying sizes connected by thin, light-grey lines, creating a web-like pattern across the top and middle of the frame. The entire image has a purple color overlay.

# Treasurer's Report

Dave Mill

# Treasurer's Report - Summary

- 2019/2020 financial year summary
- As of 31 March, 2020
  - \$100,442 cash on hand
  - \$123,870 profit before depreciation
  - \$28,432 net profit for the year
  - \$214,141 Equity (increase of ~\$30,000)
  - ~\$52,000 outstanding loan to IAA



# Treasurer's Report – Key Budgets

- February 2019 – ‘Austerity’ Budget
- March 2019 – AKL-IX 100G Ring Upgrade Budget
  - \$132,000 purchases and install fees
  - \$50,000 loan taken from IAA as a ‘safety net’
- October 2019 – CHC-IX launch + new route server budget
  - \$76,000 purchases and install fees

# Treasurer's Report – IAA Services Agreement

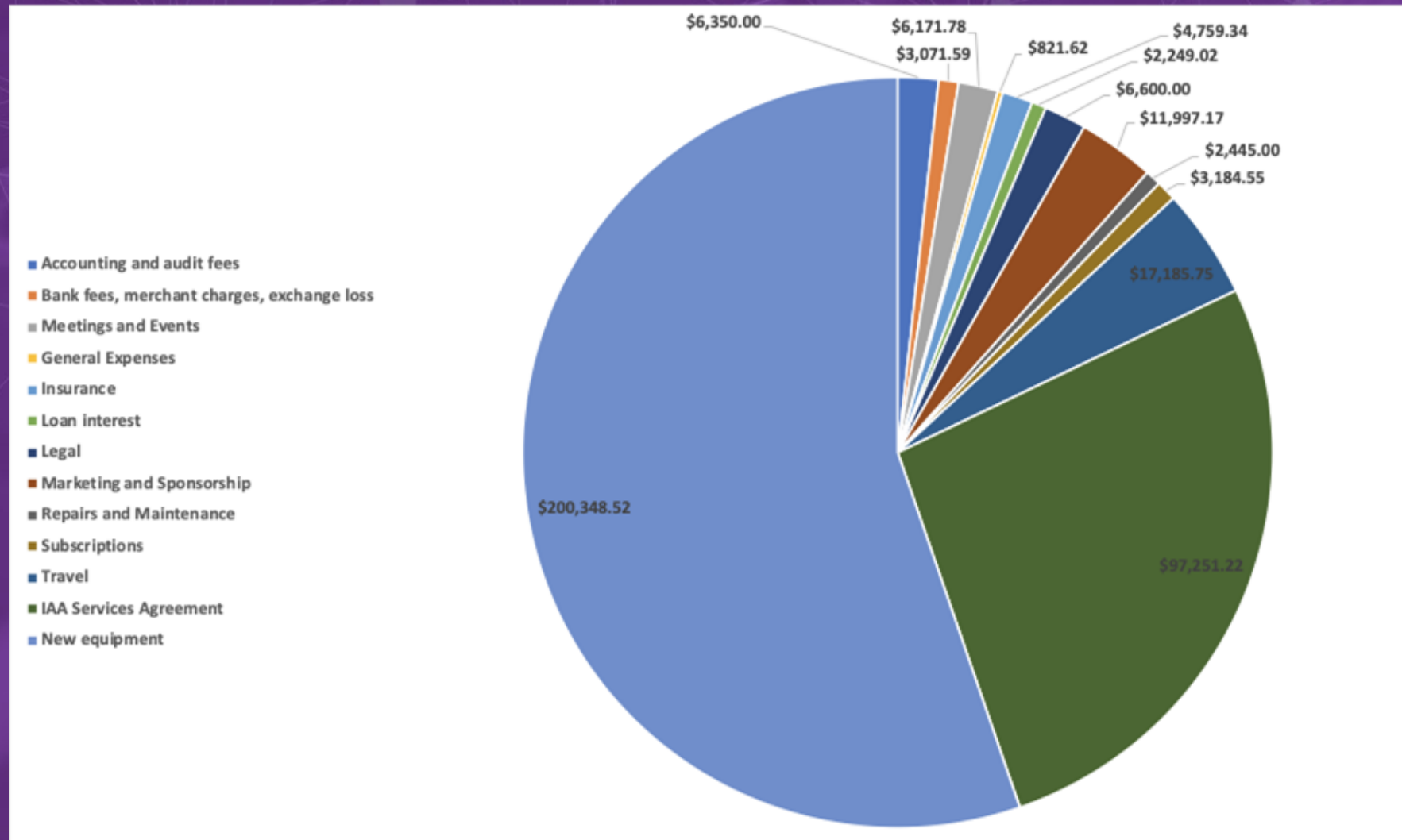
- August 2020
  - Previously was 27.4% of income per month
  - Negotiated to \$4000 + 10% of income per month
- Initially roughly the same monthly spend; designed to plateau over time

# Treasurer's Report – Spending

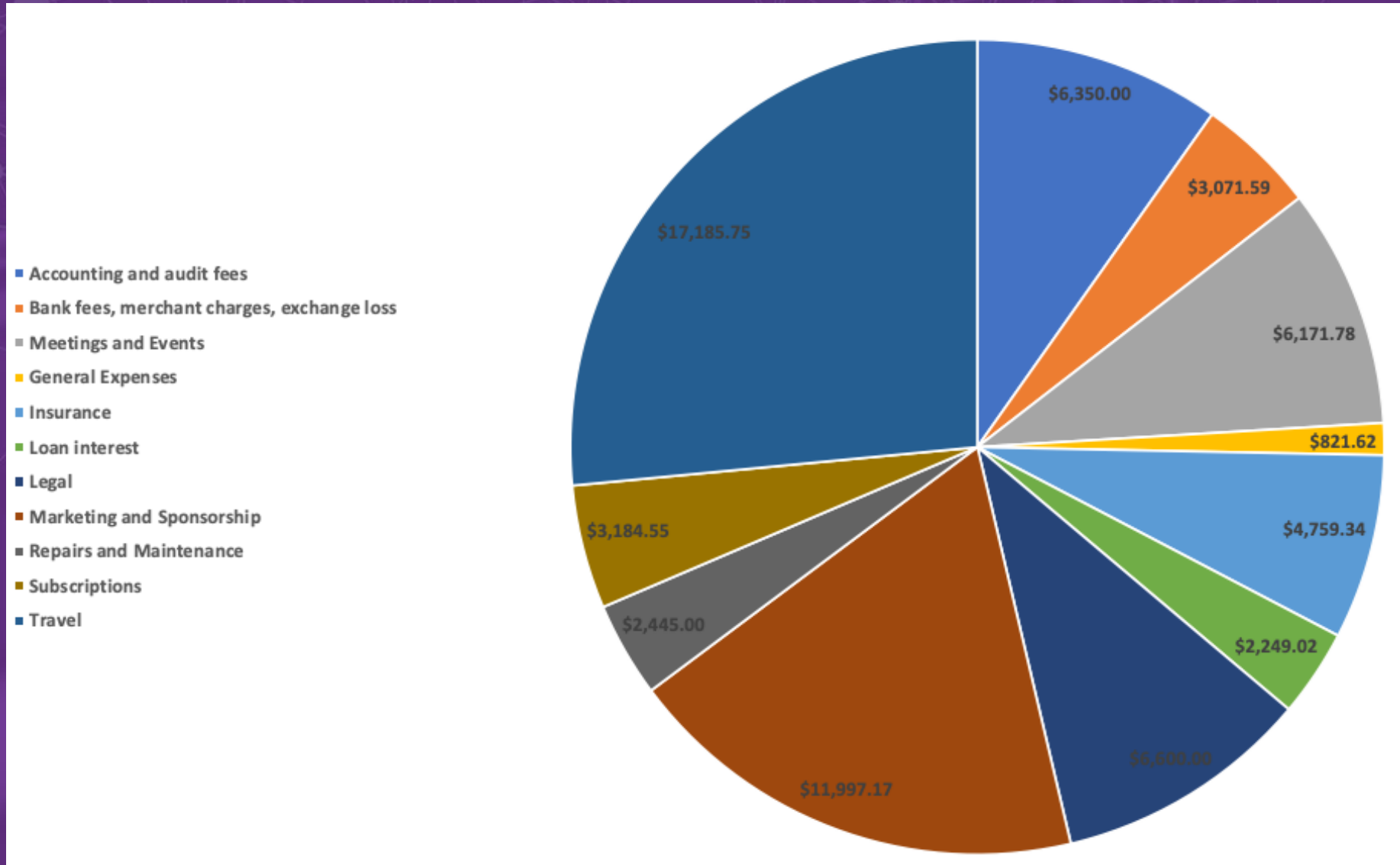
- What we spent your \$\$\$ on...



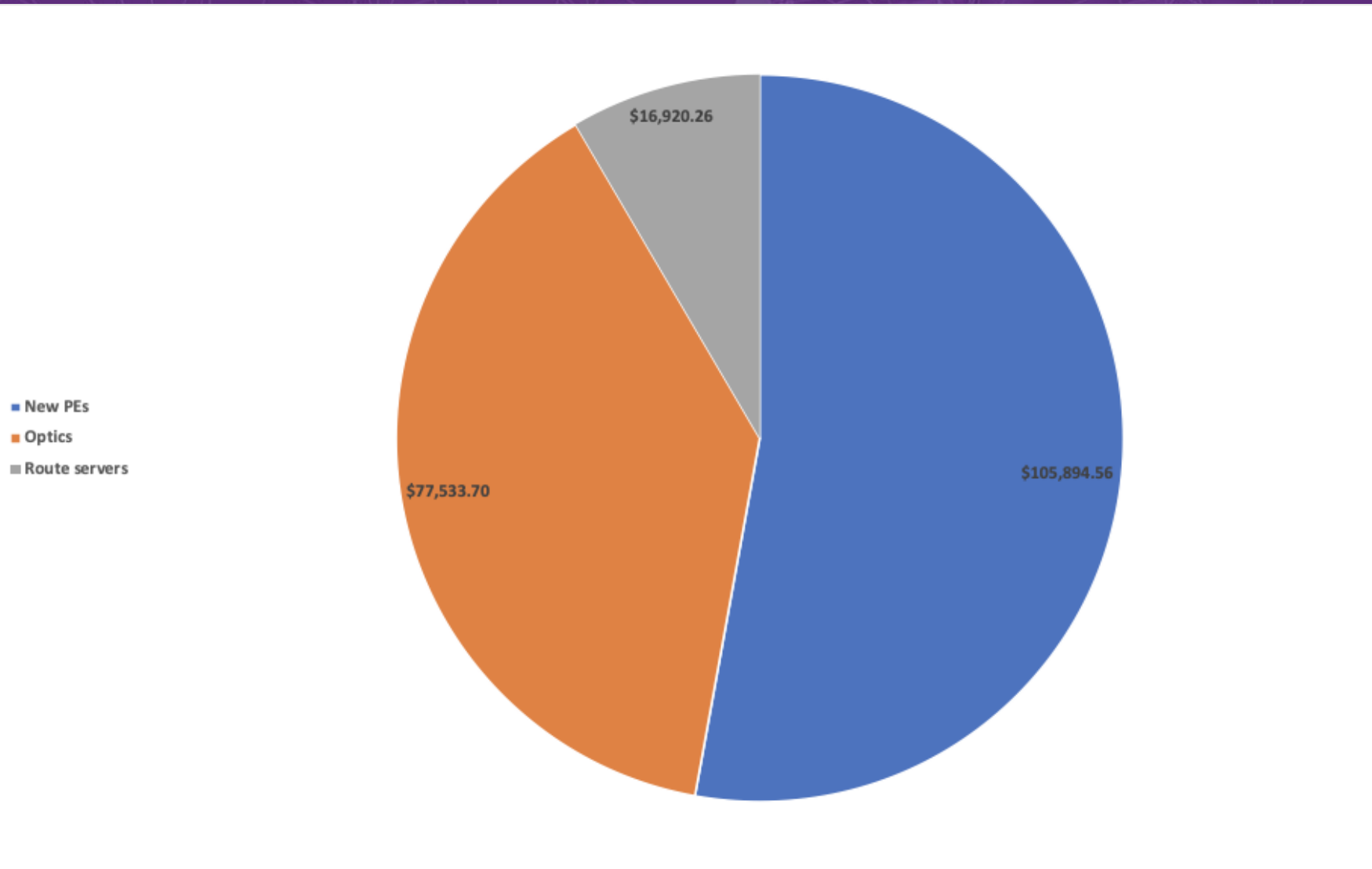
# Treasurer's Report – Spending excluding Cost of Sales



# Treasurer's Report – Non-IAA Expenses



# Treasurer's Report – Capex. Breakdown





# Treasurer's Report – Faulty 100G ER4 optics

- Purchased 4x 100G ER4 optics
- 3 developed a receiver fault
- 2x additional ordered at cost of ~\$15,000
- 2x repaired at cost of \$2,500
- 1x replaced under warranty

# Treasurer's Report – Statement of Financial Performance

## New Zealand Internet Exchange Incorporated For the year ended 31 March 2020

	NOTES	2020	2019
<b>Members Contributions</b>			
Peering		432,044	267,561
<b>Total Members Contributions</b>		<b>432,044</b>	<b>267,561</b>
<b>Direct Costs</b>			
Peering - Data Centre/Co-location		51,975	33,336
Peering - Fibre/Interconnects		93,985	6,416
Peering - Remote Hands		183	150
<b>Total Direct Costs</b>		<b>146,143</b>	<b>39,902</b>
<b>Gross Profit</b>		<b>285,901</b>	<b>227,659</b>
<b>Other Income</b>			
Interest Income		55	101
Other Income		1	-
<b>Total Other Income</b>		<b>56</b>	<b>101</b>

# Treasurer's Report – Statement of Financial Performance

<b>Expenses</b>		
Accounting Fees	3,350	3,833
Audit Fees	3,000	2,475
Bank Fees	2,234	1,942
Exchange Loss	493	1,868
Functions & Events	5,477	3,223
General Expenses	822	406
Insurance	4,759	1,380
Interest Expense	2,249	7,412
Legal Expenses	6,600	2,440
Marketing & Sponsorship	11,997	24,556
Meeting Expenses	694	-
Merchant Charges	344	281
Repairs and Maintenance	2,445	-
Service Agreements (IAA)	97,251	67,941
Subscriptions	3,185	2,701
Travel	17,186	12,005
<b>Total Expenses</b>	<b>162,087</b>	<b>132,462</b>
<b>Net Profit Before Depreciation</b>	<b>123,870</b>	<b>95,297</b>
<b>Less Depreciation</b>		
Depreciation	95,438	31,101
<b>Total Less Depreciation</b>	<b>95,438</b>	<b>31,101</b>
<b>Net Profit for the Year</b>	<b>28,432</b>	<b>64,196</b>



# Treasurer's Report – Statement of Changes in Equity

## New Zealand Internet Exchange Incorporated For the year ended 31 March 2020

	2020	2019
<b>Equity</b>		
Opening Balance	185,709	121,513
<b>Increases</b>		
Profit for the Period	28,432	64,196
<b>Total Increases</b>	<b>28,432</b>	<b>64,196</b>
<b>Total Equity</b>	<b>214,141</b>	<b>185,709</b>

# Treasurer's Report – Balance Sheet

## New Zealand Internet Exchange Incorporated As at 31 March 2020

	NOTES	31 MAR 2020	31 MAR 2019
<b>Assets</b>			
<b>Current Assets</b>			
Cash and Cash Equivalents		100,442	145,862
Income Tax Receivable	3	18	33
Prepayments		4,214	2,851
Trade Receivables		49,358	15,495
<b>Total Current Assets</b>		<b>154,033</b>	<b>164,242</b>
<b>Non-Current Assets</b>			
Property, Plant and Equipment	4	136,113	31,417
Spark NZ Trading Ltd - Bond		5,000	-
<b>Total Non-Current Assets</b>		<b>141,113</b>	<b>31,417</b>
<b>Total Assets</b>		<b>295,145</b>	<b>195,659</b>
<b>Liabilities</b>			
<b>Current Liabilities</b>			
Accrued Expenses		1,800	-
GST Payable		10,812	6,257
Loans	5	53,721	-
Trade Payables		14,671	3,693
<b>Total Current Liabilities</b>		<b>81,004</b>	<b>9,950</b>
<b>Total Liabilities</b>		<b>81,004</b>	<b>9,950</b>
<b>Net Assets</b>		<b>214,141</b>	<b>185,709</b>
<b>Equity</b>			
Members Funds		214,141	185,709
<b>Total Equity</b>		<b>214,141</b>	<b>185,709</b>

# Motion to accept financial statements

- Prepared by our accountants – Sutcliffe Graham and Co Ltd
- Audited by Dan Hill – Evolve Financial Consulting
- Any questions? (raise hands)
- Propose – Dave Mill
- Seconded



# Treasurer's Report – Auditor

- In the past we have used Dan Hill - Evolve
- Propose that we use:
  - Laura Addinall
  - LACA Limited
- Motion to appoint auditor for 2020/2021 financial year

# Treasurer's Report – financial plans for this year

- WLG-IX
- Pay off IAA loan
- Additional POPs and capacity in AKL



# Treasurer's Report – Kellie Ireland

- September 14, 2019
- Absolutely key in
  - Running AGMs/events
  - Financials
  - “Chief Cat Herder”





# Treasurer's Report

- Thanks

The background of the slide features a purple-tinted image of server racks in a data center. Overlaid on this is a white network diagram consisting of numerous circular nodes connected by thin lines, creating a web-like structure across the top and middle of the image.

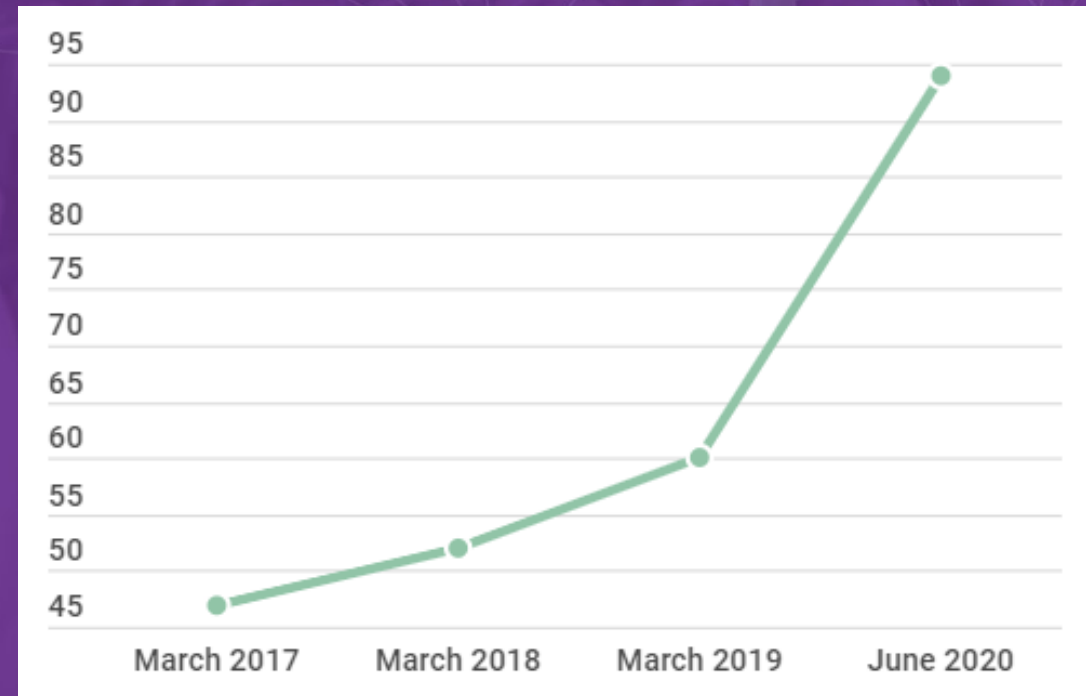
# Secretary's Report

Nathan Brookfield

# Secretary's Report

- We have experienced a 56.66% growth across our membership over the last 15 months:

- March 2017 (47 Members)
- March 2018 (52 Members)
- March 2019 (60 Members)
- June 2020 (94 Members)



The figures include 7 foundation and 1 founding member (IAA)



# Secretary's Report

We have updated our Acceptable Use Policy and made changes to the Bylaws of the society during the last year, full documents are available at <https://ix.nz/resources> for review.

- Changes to the Bylaws occurred in Section 5 'Nominations to the Committee'. The changes were required to allow for online voting for this years Annual General Meeting due to the unexpected COVID-19 restrictions in the lead up, this will also make the process easier in the future for members who are unable to attend in person.

As it turns out, we didn't need to Vote this term!



# Election of Committee positions

Nathan Brookfield

# Election of Committee positions

We are pleased to have received three nominations for the three available positions on the NZIX Committee, these were for:

- Chris Browning nominated by Lightwire Limited
- Dave Mill nominated by SiteTech Solutions Limited
- Tom Paseka nominated by Cloudflare Inc



# Election of Committee positions - Results

Due to the number of nominations received equalling that of the available positions, please join with me in congratulating our returned committee members:

- Chris Browning
- Dave Mill
- Tom Paseka

Thank you to Chris, Dave and Tom for the continued support they provide to the society and the wider NZ Internet community



# Other Business

Chris Browning

The background of the slide is a photograph of a server room, showing rows of server racks with numerous cables plugged into them. The image is overlaid with a semi-transparent purple filter. A network diagram, consisting of white dots connected by thin white lines, is superimposed over the entire image, creating a digital or interconnected theme.

# Meeting Close

Chris Browning